

1. Do research on bookplates and print images of the ones you would like to use as reference or because you like them. Post these in your book with annotation.



## EXAMPLES OF NOTEBOOK WORK: Bookplate Unit

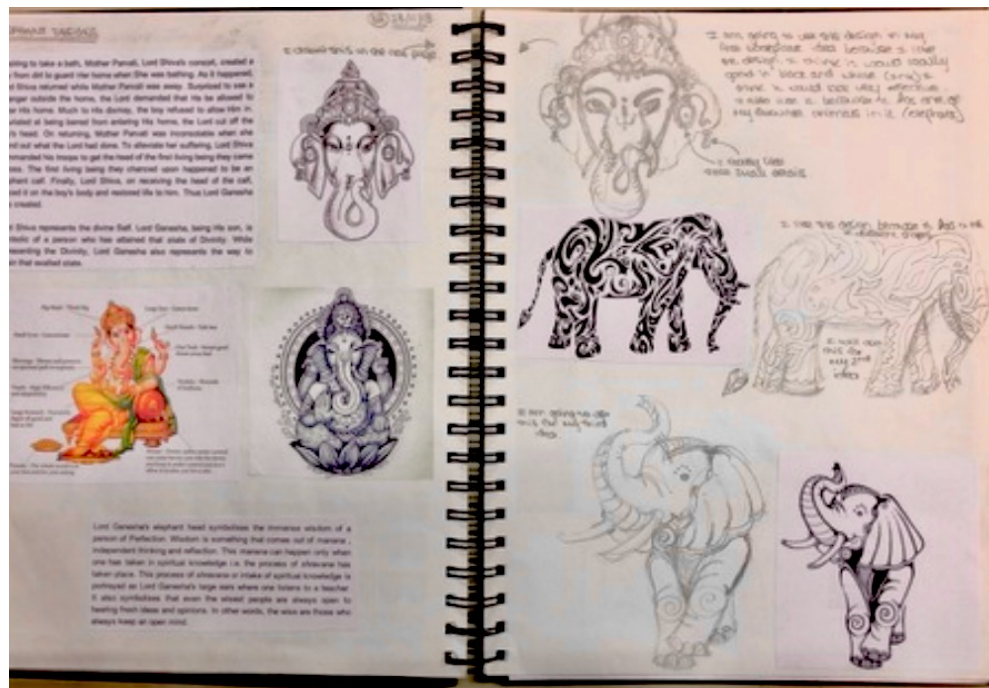
### 2. Look up heraldry and uses images of heraldic designs with your own notation.






## EXAMPLES OF NOTEBOOK WORK: Bookplate Unit

- Collect and post images in your book of things that could represent you. These could be: musical instrument, ornamental flowers or trees, symbols, animals, mythological characters, any ornamental imagery you like, a sports object, flag, etc.



## EXAMPLES OF NOTEBOOK WORK: Bookplate Unit


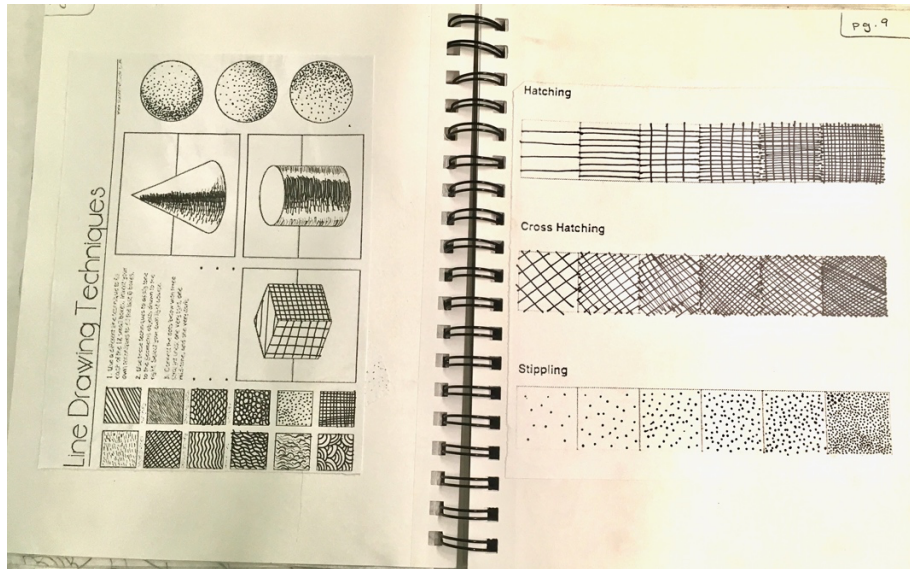
### 4. Practice some ornamental ribbons and banners:






## EXAMPLES OF NOTEBOOK WORK: Bookplate Unit

5. Make experimental textures and hatching with ink pen using worksheets included with this unit. Also practice hatching and ink line technique on the sketches you do in your notebook.



## EXAMPLES OF NOTEBOOK WORK: Bookplate Unit

6. Make preliminary sketches of your own bookplate design in your book.





## EXAMPLES OF NOTEBOOK WORK: Bookplate Unit